

# What is Online Safety?



As a parent, you will want to protect your child and keep them safe online, whenever they use the **internet or technology**, such as mobile phones, online games or tablet devices.

We have developed our **e-safety programme** with BeatBullying and CEOP (Child Exploitation and Online Protection Centre) to share vital **knowledge and skills to manage online risk**, so that you and your child can make the most of technology, **safely and securely**.


Did you know the minimum age for social network sites such as Facebook, Twitter and Instagram is **13**?



If a child below 13 registers, they **are breaking the terms & conditions**

Content and security settings are **adult in their nature** and young children can be vulnerable from **harmful contact from strangers and Cyberbullying**.

## E-SAFETY FOR PARENTS



How safe is **YOUR** child online?

What are the risks?  
What can **YOU** do?



E - S A F E T Y

## What are the Risks?



### Privacy & Digital Footprints:

When we teach children about personal information, we explain that this could be inappropriate **photos, their school name, home address, a status update on where they are going to be** — anything that if it got into the wrong hands, could be used against them or used to locate them. By placing this type of information into an online space, they are leaving digital footprints behind..

### Grooming and unwanted contact:

A stranger could use information they have found online about a child from a social networking site or through chatting to them during a game. They could build a relationship of trust and manipulate them. It is easy to be tricked online and **people are not always who they say they are**. If a child is contacted by someone who has acted inappropriately towards them, they can **report directly to CEOP using the ClickCEOP button** at [www.ceop.police.uk](http://www.ceop.police.uk)

### Cyberbullying:


Cyberbullying is when somebody bullies or joins in harassing another using technology, such as creating fake accounts, posting/forwarding mean comments, or sharing inappropriate images. **The school will take appropriate sanctions against any student who is involved in cyberbullying** or libelling members of the school community online, including the use of exclusions.




## What if your child is bullied online?

- **Save** the conversation and take screenshots as **evidence**
- **Block** the bully and/or delete them from contact groups
- Tell them **not to reply** or retaliate
- **Report** it to the site or service provider
- They can **speak to a Greenford CyberMentor** for support and advice at school — Thursday lunchtimes in BG05 — or
- Contact **Ms Asaria, the head of Online Safety:**  
[masaria@greenford.ealing.sch.uk](mailto:masaria@greenford.ealing.sch.uk)  
(BG03)

## Useful links:

**NSPCC Net Aware:**   
guide to social network sites,  
apps and games, and how safe they are  
[www.net-aware.org.uk/#](http://www.net-aware.org.uk/#)

**ClickCEOP:** report  
grooming inappropriate  
contact   
[www.ceop.police.uk](http://www.ceop.police.uk)

**Childline:** online support   
[www.childline.org.uk/Pages/Home.aspx](http://www.childline.org.uk/Pages/Home.aspx)

**Thinkuknow:** advice and  
tips for parents 



For further details,  
Visit [www.greenford.ealing.sch.uk](http://www.greenford.ealing.sch.uk)  
Click on information - safeguarding - online  
safety  
OR

Contact Ms Asaria:  
[Masaria@greenford.ealing.sch.uk](mailto:Masaria@greenford.ealing.sch.uk)



## Parent Checklist

### Have you:

- Talked** to your child about sites, games and apps they use?
- Reminded them to only **post appropriate content or photos** ?
- Checked their **security settings** are private?
- Reminded them to only communicate with **people they know** in the 'real world'?
- Agreed how much **time** they spend online?
- Asked them to **tell you** if they are worried about anything?
- Set up safe settings with your internet service provider and **content filters on any devices** they use?